



Semiconductor relay, 1-phase 3RF2 Overall width 22.5 mm, 50 A 48-600 V / 4-30 V DC screw terminal Blocking voltage 1200 V

| | |
|---|---|
| product brand name | SIRIUS |
| product designation | solid-state relay |
| design of the product | single-phase |
| product type designation | 3RF21 |
| manufacturer's article number | |
| <ul style="list-style-type: none"> • _1 of the accessories that can be ordered • _2 of the accessories that can be ordered • _3 of the accessories that can be ordered • _4 of the accessories that can be ordered • _5 of the accessories that can be ordered | 3RF2900-3PA88 3RF2950-0HA16 3RF2900-0EA18 3RF2950-0GA16 3RF2920-0FA08 |
| product designation | |
| <ul style="list-style-type: none"> • _1 of the accessories that can be ordered • _2 of the accessories that can be ordered • _3 of the accessories that can be ordered • _4 of the accessories that can be ordered • _5 of the accessories that can be ordered | terminal cover power regulator converter load monitoring load monitoring, basis |
| General technical data | |
| product function | zero-point switching |
| power loss [V·A] maximum | 66 VA |
| power loss [W] for rated value of the current | |
| <ul style="list-style-type: none"> • at AC in hot operating state • at AC in hot operating state per pole • without load current share typical | 66 W 66 W 0.5 W |
| insulation voltage rated value | 600 V |
| type of voltage of the control supply voltage | DC |
| surge voltage resistance of main circuit rated value | 6 kV |
| shock resistance according to IEC 60068-2-27 | 15g / 11 ms |
| vibration resistance according to IEC 60068-2-6 | 2g |
| reference code according to EN 61346-2 | Q |
| reference code according to IEC 81346-2 | Q |
| Substance Prohibitance (Date) | 05/28/2009 |
| Main circuit | |
| number of poles for main current circuit | 1 |
| number of NO contacts for main contacts | 1 |
| number of NC contacts for main contacts | 0 |
| operating voltage at AC | |
| <ul style="list-style-type: none"> • at 50 Hz rated value • at 60 Hz rated value | 48 ... 600 V 48 ... 600 V |
| operating frequency rated value | 50 ... 60 Hz |
| relative symmetrical tolerance of the operating frequency | 10 % |

| | |
|---|--|
| operating range relative to the operating voltage at AC | |
| <ul style="list-style-type: none"> at 50 Hz at 60 Hz | 40 ... 660 V 40 ... 660 V |
| operational current | |
| <ul style="list-style-type: none"> at AC-51 rated value according to UL 508 rated value | 50 A 50 A |
| ampacity maximum | 50 A |
| operational current minimum | 500 mA |
| rate of voltage rise at the thyristor for main contacts maximum permissible | 1 000 V/ μ s |
| blocking voltage at the thyristor for main contacts maximum permissible | 1 200 V |
| reverse current of the thyristor | 10 mA |
| derating temperature | 40 °C |
| surge current resistance rated value | 600 A |
| I²t value maximum | 1 800 A ² ·s |
| Control circuit/ Control | |
| type of voltage of the control supply voltage | DC |
| control supply voltage 1 | |
| <ul style="list-style-type: none"> at DC rated value at DC | 30 V 4 ... 30 V |
| control supply voltage | |
| <ul style="list-style-type: none"> at DC initial value for signal <1> detection at DC full-scale value for signal<0> recognition | 4 V 1 V |
| control current at minimum control supply voltage | |
| <ul style="list-style-type: none"> at DC | 13 mA |
| control current at DC rated value | 15 mA |
| ON-delay time | 1 ms; additionally max. one half-wave |
| OFF-delay time | 1 ms; additionally max. one half-wave |
| Auxiliary circuit | |
| number of NC contacts for auxiliary contacts | 0 |
| number of NO contacts for auxiliary contacts | 0 |
| number of CO contacts for auxiliary contacts | 0 |
| Installation/ mounting/ dimensions | |
| fastening method | screw fixing |
| <ul style="list-style-type: none"> side-by-side mounting | Yes |
| design of the thread of the screw for securing the equipment | M4 |
| tightening torque of fixing screw maximum | 1.5 N·m |
| tightening torque [lbf·in] of fixing screw maximum | 13 lbf·in |
| height | 85 mm |
| width | 22.5 mm |
| depth | 48 mm |
| Connections/ Terminals | |
| type of electrical connection | |
| <ul style="list-style-type: none"> for main current circuit for auxiliary and control circuit | screw-type terminals screw-type terminals |
| type of connectable conductor cross-sections | |
| <ul style="list-style-type: none"> for main contacts <ul style="list-style-type: none"> — solid — finely stranded with core end processing for AWG cables for main contacts | 2x (1.5 ... 2.5 mm ²), 2x (2.5 ... 6 mm ²) 2x (1 ... 2.5 mm ²), 2x (2.5 ... 6 mm ²), 1x 10 mm ² 2x (14 ... 10) |
| connectable conductor cross-section for main contacts | |
| <ul style="list-style-type: none"> solid or stranded finely stranded with core end processing | 1.5 ... 6 mm ² 1 ... 10 mm ² |
| type of connectable conductor cross-sections | |
| <ul style="list-style-type: none"> for auxiliary and control contacts <ul style="list-style-type: none"> — solid — finely stranded with core end processing — finely stranded without core end processing for AWG cables for auxiliary and control contacts | 1x (0.5 ... 2.5 mm ²), 2x (0.5 ... 1.0 mm ²) 1x (0.5 ... 2.5 mm ²), 2x (0.5 ... 1.0 mm ²) 1x (0.5 ... 2.5 mm ²), 2x (0.5 ... 1.0 mm ²) 1x (AWG 20 ... 12) |

| | |
|---|---|
| AWG number as coded connectable conductor cross section for main contacts | 14 ... 10 |
| tightening torque | |
| <ul style="list-style-type: none"> for main contacts with screw-type terminals for auxiliary and control contacts with screw-type terminals | 2 ... 2.5 N·m 0.5 ... 0.6 N·m |
| tightening torque [lbf·in] | |
| <ul style="list-style-type: none"> for main contacts with screw-type terminals for auxiliary and control contacts with screw-type terminals | 7 ... 10.3 lbf·in 4.5 ... 5.3 lbf·in |
| design of the thread of the connection screw | |
| <ul style="list-style-type: none"> for main contacts of the auxiliary and control contacts | M4 M3 |
| stripped length of the cable | |
| <ul style="list-style-type: none"> for main contacts for auxiliary and control contacts | 7 mm 7 mm |

Safety related data

| | |
|--|--|
| protection class IP on the front according to IEC 60529 | IP20 |
| touch protection on the front according to IEC 60529 | finger-safe, for vertical contact from the front |

Ambient conditions

| | |
|--|----------------------------------|
| installation altitude at height above sea level maximum | 1 000 m |
| ambient temperature | |
| <ul style="list-style-type: none"> during operation during storage | -25 ... +60 °C -55 ... +80 °C |

Electromagnetic compatibility

| | |
|---|--|
| conducted interference | |
| <ul style="list-style-type: none"> due to burst according to IEC 61000-4-4 due to conductor-earth surge according to IEC 61000-4-5 due to conductor-conductor surge according to IEC 61000-4-5 due to high-frequency radiation according to IEC 61000-4-6 | 2 kV / 5 kHz behavior criterion 2 2 kV behavior criterion 2 1 kV behavior criterion 2 140 dBuV in the frequency range 0.15 ... 80 MHz, behavior criterion 1 |
| field-based interference according to IEC 61000-4-3 | 80 MHz ... 1 GHz 10 V/m, behavior criterion 1 |
| electrostatic discharge according to IEC 61000-4-2 | 4 kV contact discharging / 8 kV air discharging, behavior criterion 2 |
| conducted HF interference emissions according to CISPR11 | Class A for industrial environment |
| field-bound HF interference emission according to CISPR11 | Class B for the domestic, business and commercial environments |

Short-circuit protection, design of the fuse link

| | |
|---|---|
| manufacturer's article number <ul style="list-style-type: none"> of gS fuse for semiconductor protection at NH design usable of full range R fuse link for semiconductor protection at cylindrical design usable of back-up R fuse link for semiconductor protection at NH design usable of back-up R fuse link for semiconductor protection at cylindrical design 14 x 51 mm usable of back-up R fuse link for semiconductor protection at cylindrical design 22 x 58 mm usable | 3NE1802-0: These fuses have a smaller rated current than the semiconductor relays 5SE1335: These fuses have a smaller rated current than the semiconductor relays 3NE8017-1 3NC1450 3NC2250 |
| manufacturer's article number of the gG fuse <ul style="list-style-type: none"> at NH design usable at cylindrical design 22 x 58 mm usable | 3NA6807: These fuses have a smaller rated current than the semiconductor relays 3NW6205-1: These fuses have a smaller rated current than the semiconductor relays |
| manufacturer's article number <ul style="list-style-type: none"> of NEOZED fuse usable | 5SE2320: These fuses have a smaller rated current than the semiconductor relays |

Certificates/ approvals

| | | |
|--------------------------|-----|---------------------------|
| General Product Approval | EMC | Declaration of Conformity |
|--------------------------|-----|---------------------------|



[Confirmation](#)



| | | | |
|---------------------------|-------------------|-------|---------|
| Declaration of Conformity | Test Certificates | other | Railway |
|---------------------------|-------------------|-------|---------|



[Special Test Certificate](#)

[Type Test Certificates/Test Report](#)

[Confirmation](#)



[Vibration and Shock](#)

Further information

Siemens has decided to exit the Russian market (see here).

<https://press.siemens.com/global/en/pressrelease/siemens-wind-down-russian-business>

Siemens is working on the renewal of the current EAC certificates.

Please contact your local Siemens office on the status of validity of the EAC certification if you intend to import or offer to supply these products to an EAC relevant market (other than the sanctioned EAEU member states Russia or Belarus).

Information on the packaging

<https://support.industry.siemens.com/cs/ww/en/view/109813875>

Information- and Downloadcenter (Catalogs, Brochures,...)

<https://www.siemens.com/ic10>

Industry Mall (Online ordering system)

<https://mall.industry.siemens.com/mall/en/en/Catalog/product?mlfb=3RF2150-1AA45>

Cax online generator

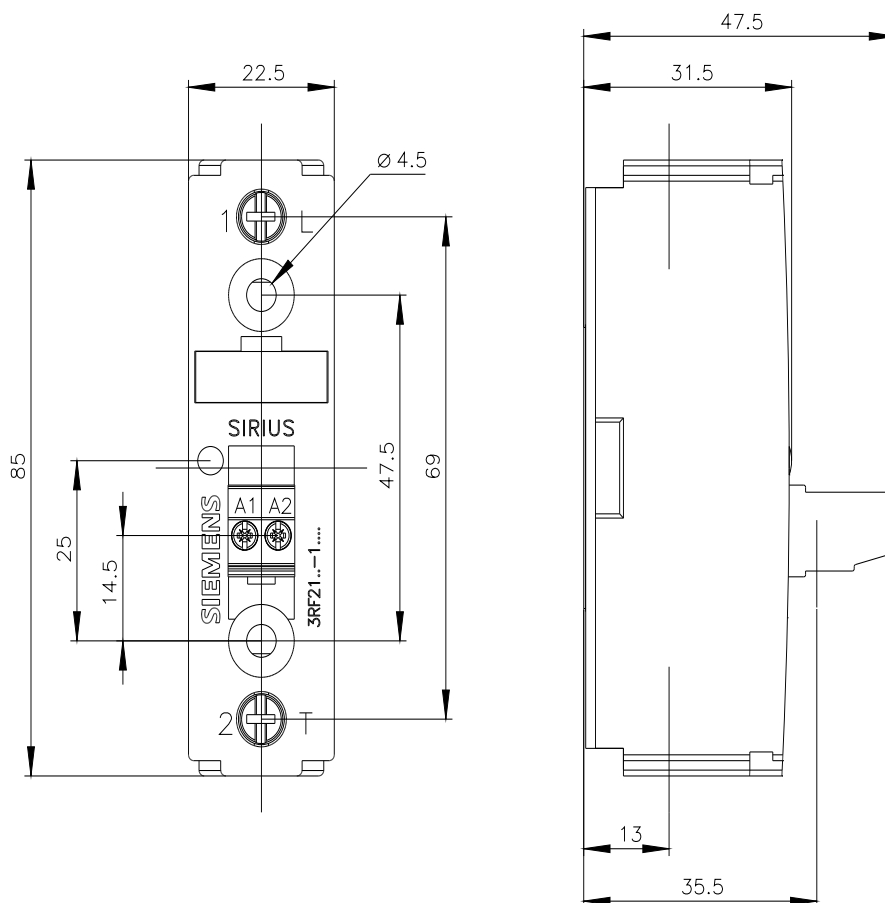
<http://support.automation.siemens.com/WW/CAXorder/default.aspx?lang=en&mlfb=3RF2150-1AA45>

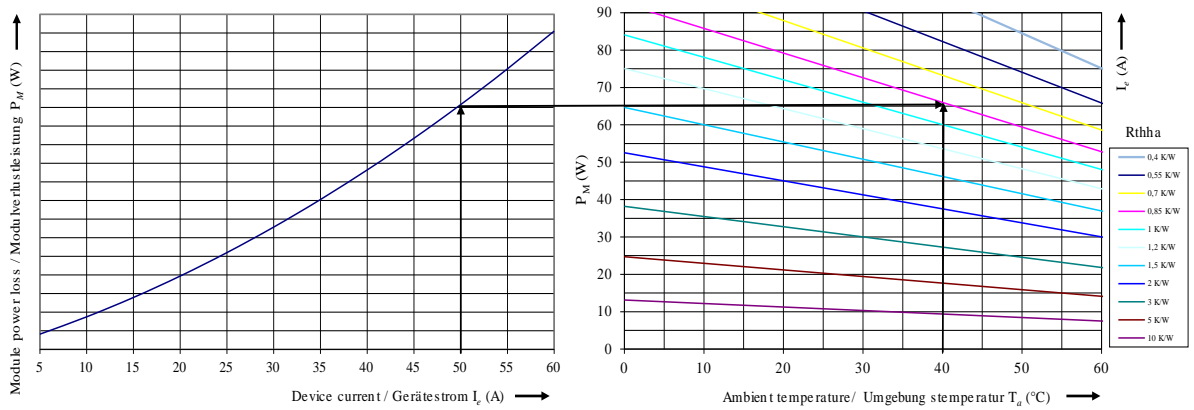
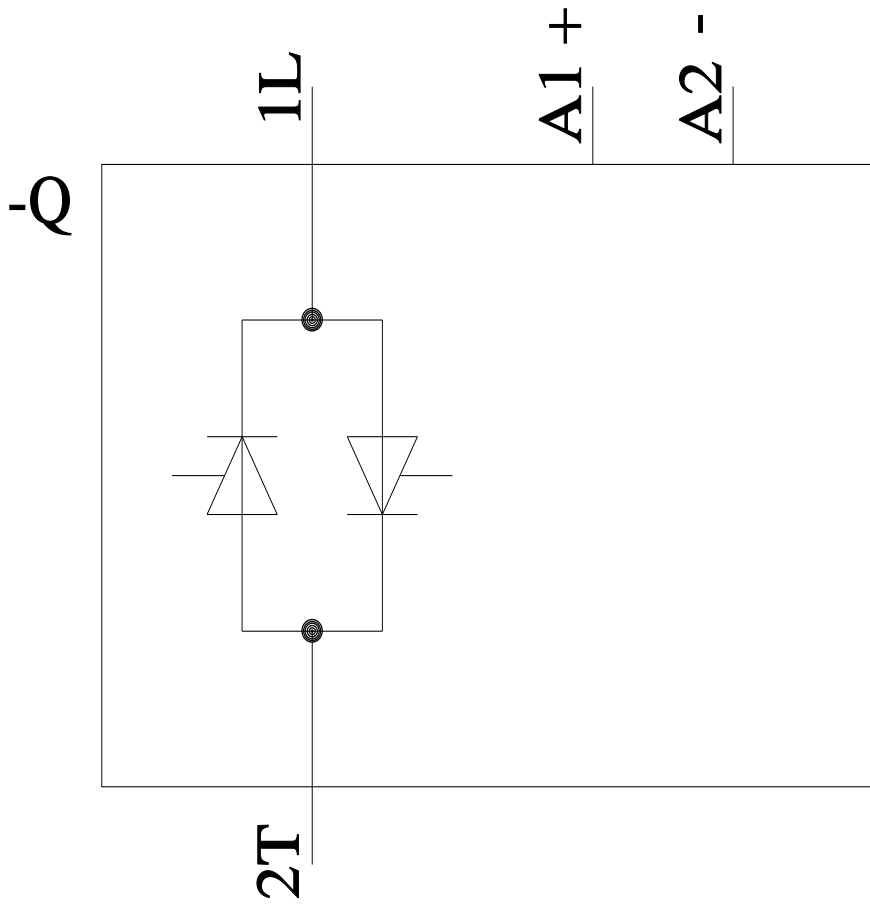
Service&Support (Manuals, Certificates, Characteristics, FAQs,...)

<https://support.industry.siemens.com/cs/ww/en/ps/3RF2150-1AA45>

Image database (product images, 2D dimension drawings, 3D models, device circuit diagrams, EPLAN macros, ...)

http://www.automation.siemens.com/bilddb/cax_de.aspx?mlfb=3RF2150-1AA45&lang=en





last modified:

1/12/2022